



Viewing and Downloading Manure Data Reports on CVAS Client Portal

To provide access to results for our users, CVAS has a client portal that includes a "Manure Data" tab to provide access to PDF and Excel downloadable files of all Manure Data reported to our clients.

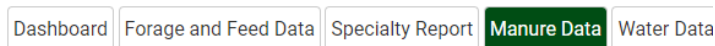
NOTES:

- Status 'Completed' will show you samples that have been completed and have results that are readily available.
- Status 'Pending' will allow you to view and track your sample through to completion.
- Lab ID 'Batch' refers to the first 5 digits of the Lab ID
- Lab ID 'Code' refers to the last 3 digits of the Lab ID

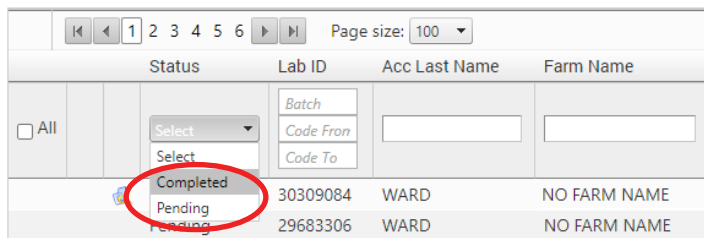
1. After logging into your CVAS client portal by using the Login link on the home page (www.foragelab.com) you will see a tab titled "Manure Data".



2. Once you have selected Manure Data and are looking at your samples, you have two status options; **Completed or Pending**. You may export results for Completed samples or view the status of your Pending samples.



Viewing Sample Information & Analysis Results Report



| Status | Lab ID | Acc Last Name | Farm Name |
|------------------------------|--|----------------------|----------------------|
| <input type="checkbox"/> All | <input type="text" value="Batch"/> <input type="text" value="Code From"/> <input type="text" value="Code To"/> | <input type="text"/> | <input type="text"/> |
| Completed | 30309084 | WARD | NO FARM NAME |
| Pending | 29683306 | WARD | NO FARM NAME |


3. Drop down the 'status' menu to select your desired sample status.

4. When reviewing samples both Completed and Pending, you may narrow the search if you choose, by using fields such as Lab ID, account last name, farm name, sample description, feed class, and date completed. Search as desired, then click "Go" on the right-hand side. Export completed samples or view pending samples as desired.

- When exporting **Completed** reports, you have a few options;

1. Select sample(s) by **selecting them separately** or by clicking "**select all**", and then downloading an **excel report** on the right hand side. This report will include all samples selected.

Dashboard | Forage and Feed Data | Specialty Report | **Manure Data** | Water Data | Global Data Summary | Sample Submission | Bulk Export

Viewing Sample Information & Analysis Results Report 

Page size: 100 558 items in 6 pages


| Status | Lab ID | Acc Last Name | Farm Name | Sample Description | Feed Class | Sampled | Arrived | Completed | Toxin |
|------------------------------|-----------|-------------------------------|-----------|--------------------|---------------------|---------------|------------|------------|------------|
| <input type="checkbox"/> All | Completed | Batch Code From Code To | | | | | | | go |
| <input type="checkbox"/> | Completed | 29683320 | WARD | NO FARM NAME | MANURE CHECK SAMPLE | MANURE. SOLID | 05/12/2021 | 05/12/2021 | 05/17/2021 |
| <input type="checkbox"/> | Completed | 29683300 | WARD | NO FARM NAME | MANURE CHECK SAMPLE | MANURE. SOLID | | 04/28/2021 | 05/20/2021 |

OR


2. You can select the **magnifying glass** on the left side of each sample and separately download PDF's for each desired sample.

* Please keep in mind, this process can only be done for one report at a time.

Dashboard | Forage and Feed Data | Specialty Report | **Manure Data** | Water Data | Global Data Summary | Sample Submission | Bulk Export

Viewing Sample Information & Analysis Results Report 

Page size: 100 558 items in 6 pages


| Status | Lab ID | Acc Last Name | Farm Name | Sample Description | Feed Class | Sampled | Arrived | Completed | Toxin |
|--|-----------|-------------------------------|-----------|--------------------|---------------------|---------------|------------|------------|------------|
| <input type="checkbox"/> All | Completed | Batch Code From Code To | | | | | | | go |
| <input type="checkbox"/>  | Completed | 29683320 | WARD | NO FARM NAME | MANURE CHECK SAMPLE | MANURE. SOLID | 05/12/2021 | 05/12/2021 | 05/17/2021 |
| <input type="checkbox"/> | Completed | 29683300 | WARD | NO FARM NAME | MANURE CHECK SAMPLE | MANURE. SOLID | | 04/28/2021 | 05/20/2021 |

- When viewing **Pending** reports;


1. You can track the progress of your pending samples. Sampled will tell you when you sampled and sent in your material. Arrived will let you know when we received the sample at the lab. As it continues through the process, completed will let you know the date that the results are available to be viewed and exported.

2. Once available, you can also view an image of your sample with the submittal information, tagged with our internal scan code. You may do so via the magnifying glass to the left of the 'Pending' status.

Dashboard | Forage and Feed Data | Specialty Report | **Manure Data** | Water Data | Global Data Summary | Sample Submission | Bulk Export

Viewing Sample Information & Analysis Results Report 

Page size: 100 568 items in 6 pages

| Status | Lab ID | Acc Last Name | Farm Name | Sample Description | Feed Class | Sampled | Arrived | Completed | Toxin |
|--|---------|-------------------------------|-----------|--------------------|---------------------|-----------------|------------|------------|-------|
| <input type="checkbox"/> All | Select | Batch Code From Code To | | | | | | | go |
| <input type="checkbox"/>  | Pending | 30309084 | WARD | RICHARDSON, MARK | 910142 CHICKEN POOP | MANURE. POULTRY | 03/30/2021 | 04/02/2021 | |
| <input type="checkbox"/> | Pending | 29683306 | WARD | NO FARM NAME | MAPP DAY 3 253 | MANURE. SOLID | | 04/28/2021 | |